


LITTLEMOOR WEYMOUTH

EXAMPLE TWO

- 01 Quarterpipe 750mm high (R1.8)
- 02 Wallie-End Ledge 400mm high
- 03 Flatbank 450mm high
- 04 Round Rail 400 - 530mm high
- 05 Wallie-End Ledge 400mm high
- 06 Quarterpipe 1800mm high (R2.3)
- 07 Brick Effect Hipped Flatbank 750mm high
- 08 In-set Ledge 400mm high
- 09 Flatbank Hip 600mm high
- 10 Fun Box 1100 - 1200mm high
- 11 Quarterpipe 1200mm high (R2.3) x 4.5m wide
- 12 Volcano 1200mm high (R2.3) x 4.5m wide
- 13 Rollover 830mm high x 2.5m wide
- 14 Quarterpipe 1200mm high (R2.3) x 4.5m wide
- 15 Miniramp 1200 - 1800mm high x 4.5m wide
- 16 Quarterpipe 1200mm high (R2.3) x 4.5m wide
- 17 Quarterpipe 1800mm high (R2.3) x 2.5m wide
- 18 Link Path
- 19 Bench / Seating
- 20 Litter Bin

PARK DIMS
40.6M x 14M



8

7

6

5

4

3

2

1



SCALE BAR 1:500 @ A3

D

D

C

C

B


B

A

A



LOCATION PLAN

LITTLEMOOR WEYMOUTH	 MAVERICK INDUSTRIES
EXAMPLE TWO	DATE 10.05.24 SCALE 1:500 @ A3

8

7

6

5

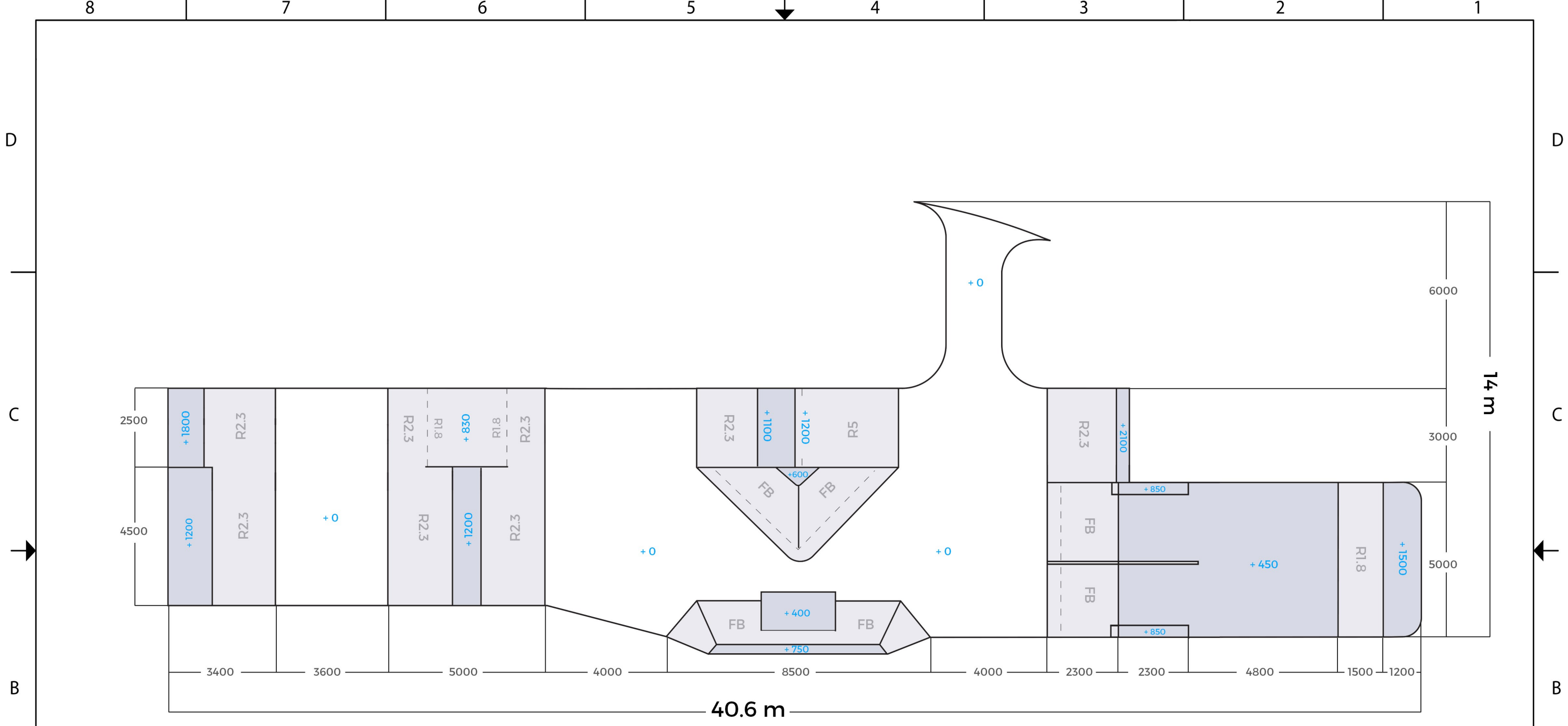
4

3


2

1





DIMENSIONS

LITTLEMOOR WEYMOUTH	 MAVERICK INDUSTRIES
EXAMPLE TWO	DATE 10.05.24 SCALE 1:120 @ A3